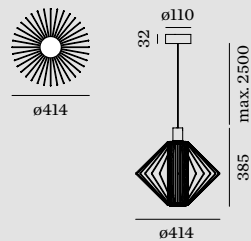


# WIRO DIAMOND

CEILING SUSPENDED



**1.0**

☞ E27 max. 60W  
220-240VAC | 50/60Hz  
varnished steel

☑ 6 kg ⊕ IP20 ⚡~0.9~⚡

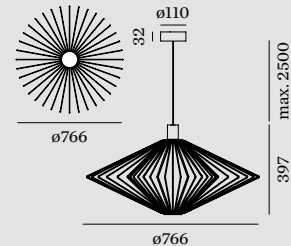
CODE

	2291E0P0
	2291E0B0

**OPTIONAL**

T32-300 carbon filament E27 15W  
CODE  
2200K | 50lm ..... 9003E107

T30-300 LED E27 6W dim  
2200K | 450lm ..... 9003E130



**2.0**

☞ E27 max. 60W  
220-240VAC | 50/60Hz  
varnished steel

☑ 11 kg ⊕ IP20 ⚡~0.9~⚡

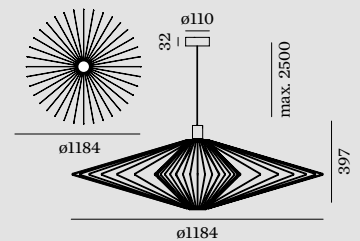
CODE

	2292E0P0
	2292E0B0

**OPTIONAL**

T32-300 carbon filament E27 15W  
CODE  
2200K | 50lm ..... 9003E107

T30-300 LED E27 6W dim  
2200K | 450lm ..... 9003E130



**3.0**

☞ E27 max. 60W  
220-240VAC | 50/60Hz  
varnished steel

☑ 17 kg ⊕ IP20 ⚡~0.9~⚡

CODE

	2293E0P0
	2293E0B0

**OPTIONAL**

T32-300 carbon filament E27 15W  
CODE  
2200K | 50lm ..... 9003E107

T30-300 LED E27 6W dim  
2200K | 450lm ..... 9003E130