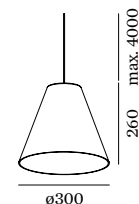
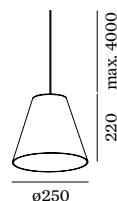


SHIEK

CEILING SUSPENDED



4.0

LED 8W | 220-240VAC | 50/60Hz
COB 3-step | incl. PS | phase-cut dim
aluminum powder coated
lacquered

0.59 kg IP20 $\approx 0.3^\circ$

1800-2850K | >80 CRI | 400lm

	CODE
	234489W9
	234489J9
	234489P9
	234489K9
	234489Z9

ALWAYS USE

single ceiling base

	CODE
	90052022
	90052021

cable ring for 3 or 4 lamps

	CODE
	90059121

5.0

LED 8W | 220-240VAC | 50/60Hz
COB 3-step | incl. PS | phase-cut dim
aluminum powder coated
lacquered

0.69 kg IP20 $\approx 0.3^\circ$

1800-2850K | >80 CRI | 400lm

	CODE
	234589W9
	234589J9
	234589P9
	234589K9
	234589Z9

ALWAYS USE

single ceiling base

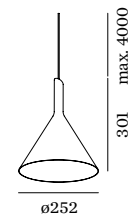
	CODE
	90052022
	90052021

cable ring for 3 or 4 lamps

	CODE
	90059121

SHIEK

CEILING SUSPENDED








3.0

LED 8W | 220-240VAC | 50/60Hz
COB 3-step | incl. PS | phase-cut dim
aluminum powder coated
lacquered

0.51 kg | IP20 | 0.3

1800-2850K | >80 CRI | 400lm

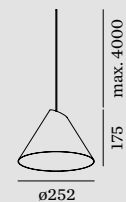
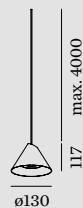
	CODE
	234389W9
	234389J9
	234389P9
	234389K9
	234389Z9

ALWAYS USE

single ceiling base

	CODE
	90052022
	90052021

multiple suspension on page 43



1.0

LED 8W | 220-240VAC | 50/60Hz
 COB 3-step | incl. PS | phase-cut dim
 aluminum powder coated
 lacquered

0.36 kg IP20 $\approx 0,3 \cdot \text{D}$

1800-2850K | >80 CRI | 400lm

	CODE
	234189W9
	234189J9
	234189P9
	234189K9
	234189Z9

ALWAYS USE

single ceiling base

	CODE
	90052022
	90052021

multiple suspension on page 43

2.0

LED 8W | 220-240VAC | 50/60Hz
 COB 3-step | incl. PS | phase-cut dim
 aluminum powder coated
 lacquered

0.47 kg IP20 $\approx 0,3 \cdot \text{D}$

1800-2850K | >80 CRI | 400lm

	CODE
	234289W9
	234289J9
	234289P9
	234289K9
	234289Z9

ALWAYS USE

single ceiling base

	CODE
	90052022
	90052021

multiple suspension on page 43