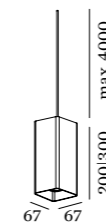



DOCUS MULTI

CEILING SUSPENDED



2.0 | 3.0 LED

LED 8W | 220-240VAC | 50-60Hz
COB 2-step | incl. PS | phase-cut dim
aluminium powder coated
brushed

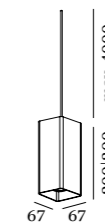
0.69kg IP20 0.3+D 36°

2.0	CODE
200mm	227564W
	227564L
	227564G
	227564P
	227564B

3.0	CODE
300mm	227664W
	227664L
	227664G
	227664P
	227664B

Light Colour Selection

	LUMEN	CRI	CODE
2700K	480	>80	2
3000K	480	>80	4
1800-2850K	410	>90	9



2.0 | 3.0 PAR16

PAR16 max.35W | GU10
220-240VAC | 50-60Hz
aluminium powder coated
brushed

0.62kg IP20 0.9+D

2.0	CODE
200mm	227520W0
	227520L0
	227520G0
	227520P0
	227520B0

3.0	CODE
300mm	227620W0
	227620L0
	227620G0
	227620P0
	227620B0

OPTIONAL

PAR16 LED GU10 6W
phase-cut dim

	CODE
2700K	901228W2
3000K	901228W4
1800-2850K	901229S9

more lamps and specs on page 471

ALWAYS USE

Multiple suspension ceiling base
round for up to 4 lamps

	CODE
	90052005
	90052006

Connector set for
5 to 8 lamps 90059118

Multiple suspension ceiling base long
600mm | 2 lamps

	CODE
	90052007
	90052008

900mm | 3 lamps

	CODE
	90052009
	90052010

1200mm | 4 lamps

	CODE
	90052011
	90052012

1500mm | 5 lamps

	CODE
	90052013
	90052014

more information on page 482