



DRO
CEILING SUSPENDED



1.0

LED QT14 max. 5W | G9
220-240VAC | 50-60Hz
white/brown opal glass hand blown
aluminium powder coated
black textile cable

0.70kg IP20

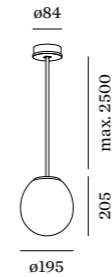
CODE	
	2521G0WB0
	2521G0YB0

OPTIONAL

QT14 LED 3.5W dim

CODE	
2800K 300lm	9019G802
3000K 330lm	9019G804

more lamps and specs on page 703



2.0

LED C35 max. 6W | E14
220-240VAC | 50-60Hz
white/brown opal glass hand blown
aluminium powder coated
black textile cable

1.30kg IP20

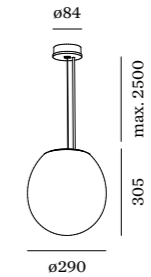
CODE	
	2522C0WB0
	2522C0YB0

OPTIONAL

C35 LED E14 6W opal | phase-cut dim

CODE	
2700K 450lm	9003C103

more lamps and specs on page 703



3.0

LED A60 max. 12W | E27
220-240VAC | 50-60Hz
white/brown opal glass hand blown
aluminium powder coated
black textile cable

2.70kg IP20

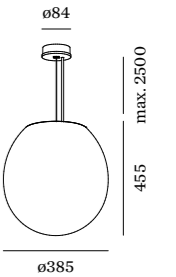
CODE	
	2523E0WB0
	2523E0YB0

OPTIONAL

A60 LED E27 9W opal | phase-cut dim

CODE	
2700K 800lm	9003E152

more lamps and specs on page 703



4.0

LED A60 max. 15W | E27
220-240VAC | 50-60Hz
white/brown opal glass hand blown
aluminium powder coated
black textile cable

4.10kg IP20

CODE	
	2524E0WB0
	2524E0YB0

OPTIONAL

A60 LED E27 15W opal | phase-cut dim

CODE	
2700K 1400lm	9003E153

more lamps and specs on page 703

Italian hand blown glass